



Product Code . EL-M-10378

Tissue Culture Microscope




Description

Tissue Culture Microscope

Specification:-

- Optical System: Finitiy Optical System F=180 mm
 - Viewing Head: Seidentopf Trinocular Head 45 deg Inclined.
 - Illumination: Halogen Lamp 6 V 20 W, Adjustable Brightness
 - Condenser: Condenser NA: 0.35 (WD45/102 mm)
 - Adapter: C-mount Adapter 1X
 - Eyepiece: WF10X/20 mm, WF16X/13 mm, Reticle Eyepiece 10X/18 mm with scale 0.1 mm
 - Annular Spot: Phase Contrast Annular Spot 25X, Phase Contrast Annular Spot 10X, 25X, 40X
- { "@context": "https://schema.org/", "@type": "Product", "name": "Tissue Culture Microscope", "image": "http://www.educational-equipments.com/images/catalog/product/346651598TissueCultureMicroscopewithlogo.jpg", "description": "Specification:- • Optical System: Finitiy Optical System F=180 mm • Viewing Head: Seidentopf Trinocular Head 45 deg Inclined. • Illumination: Halogen Lamp 6 V 20 W, Adjustable Brightness • Condenser: Condenser NA: 0.35 (WD45/102 mm) • Adapter: C-mount Adapter 1X • Eyepiece: WF10X/20 mm, WF16X/13 mm, Reticle Eyepiece 10X/18 mm with scale 0.1 mm • Annular Spot: Phase Contrast Annular Spot 25X, Phase Contrast Annular Spot 10X, 25X, 40X", "brand": "educational lab equipments", "sku": "5", "gtin8": "5", "gtin13": "5", "gtin14": "5", "mpn": "5", "aggregateRating": { "@type": "AggregateRating", "ratingValue": "5", "bestRating": "5", "worstRating":

"0", "ratingCount": "20" } }

Educational Lab Equipments,
#449, HSIIDC, Industrial Area, Saha, Haryana
Direct Contact Details  +91-98173-19615  sales@educational-equipments.com
 www.educational-equipments.com