



**Product Code . EL-BLE-10510**

## Hen Anatomy Model




### Description

#### Hen Anatomy Model

Life size model describes in great detail the anatomy of a hen.

The left side shows the external morphology while the right part, longitudinally sectioned, reveal the inner structures such as: liver, intestine, stomach, muscles, heart, lungs, reproductive system and an egg.

```
{ "@context": "https://schema.org/", "@type": "Product", "name": "Hen Anatomy Model", "image": "http://www.educational-equipments.com/images/catalog/product/1192020564HenAnatomyModel.jpg", "description": "Hen Anatomy Model Life size model describes in great detail the anatomy of a hen. The left side shows the external morphology while the right part, longitudinally sectioned, reveal the inner structures such as: liver, intestine, stomach, muscles, heart, lungs, reproductive system and an egg. Hen Anatomy Model Manufacturers, Hen Anatomy Model, Hen Anatomy Model Suppliers, Hen Anatomy Model Exporters, Hen Anatomy Model in India, buy Hen Anatomy Model, Hen Anatomy Model Online India, Hen Anatomy Model Manufacturers in India, Hen Anatomy Model Biology Lab Equipments", "brand": "Educational Lab Equipments", "sku": "5", "gtin8": "5", "gtin13": "5", "gtin14": "5", "mpn": "5", "aggregateRating": { "@type": "AggregateRating", "ratingValue": "5", "bestRating": "5", "worstRating": "0", "ratingCount": "5" } }
```

Educational Lab Equipments,  
 #449, HSIIDC, Industrial Area, Saha, Haryana  
 Direct Contact Details  +91-98173-19615  sales@educational-equipments.com  
 www.educational-equipments.com