

Product Code . EL-PLE-10940

Double Concave Spherical Lens






Description

Double Concave Spherical Lens

Optically worked, ground edges.

Size	Focal Length
50mm	50mm
50mm	100mm
50mm	150, 200, 250, 300, 500, 1000mm

```
{ "@context": "https://schema.org/", "@type": "Product", "name": "Double Concave Spherical Lens",  
  "image": "http://www.educational-  
equipments.com/images/catalog/product/1091686264DoubleConcaveSphericalLens.jpg",  
  "description": "Double Concave Spherical Lens Optically worked, ground edges.", "brand":  
  "Educational Lab Equipments", "aggregateRating": { "@type": "AggregateRating", "ratingValue": "5",  
  "bestRating": "5", "worstRating": "0", "ratingCount": "30" } }
```

Educational Lab Equipments,
#449, HSIIDC, Industrial Area, Saha, Haryana
Direct Contact Details  +91-98173-19615  sales@educational-equipments.com
 www.educational-equipments.com