



Product Code . EL-M-10994

Trinocular Inverted Tissue Culture Microscope

Description

Trinocular Inverted Tissue Culture Microscope

Trinocular Observation: Seidentopf observation head inclined at 45°. Diopter adjustment ring on ocular tube. Inter – pupillary distance from 48mm to 75mm.

Illuminator: 12V/20W Halogen lamp with spherical collector lens, continuous regulation of the illumination.

Eye Piece: Eyepiece EWF 10x (Paired) FOV 18mm.

Objectives: LWD Plan 4x, LWD Plan phase 10x, 20x PH, LWD plan 40x.

Condenser: Long working distance 45mm. Condenser with N.A. 0.35. Field diaphragm, pull out filter socket.

Standard Accessories: Electric Cable, Fuse, Vinyl dust cover, Operating Manual, 12V/20W Halogen bulb, Styro Foam Molded pack.




Filter: Blue, Green, Yellow Glass Filter.

Mechanical Body: Quadruple nosepiece. Pre –Focussing Lever & Tension Adjustment Ring Are On Focusing Mechanism. Hard coated mechanical stage is 180mm x 165mm. Movement 50mm x 40mm.

Educational Lab Equipments are leading manufacturers, suppliers of Trinocular Inverted Tissue Culture Microscope. Contact us to get high quality Trinocular Inverted Tissue Culture Microscope for schools, colleges, universities, research labs, laboratories and various industries.

{ "@context": "https://schema.org/", "@type": "Product", "name": "Trinocular Inverted Tissue Culture Microscope", "image": "http://www.educational-equipments.com/images/catalog/product/1460603842TrinocularInvertedTissueCultureMicroscope.jpg", "description": "Trinocular Inverted Tissue Culture Microscope Trinocular Observation: Seidentopf observation head inclined at 450. Diopter adjustment ring on ocular tube. Inter – pupillary distance from 48mm to 75mm. Illuminator: 12V/20W Halogen lamp with spherical collector lens, continuous regulation of the illumination. Eye Piece: Eyepiece EWF 10x (Paired) FOV 18mm. Objectives: LWD Plan 4x, LWD Plan phase 10x, 20x PH, LWD plan 40x. Condenser: Long working distance 45mm. Condenser with N.A. 0.35. Field diaphragm, pull out filter socket. Standard Accessories: Electric Cable, Fuse, Vinyl dust cover, Operating Manual, 12V/20W Halogen bulb, Styro Foam Molded pack. Filter: Blue, Green, Yellow Glass Filter.

Mechanical Body: Quadruple nosepiece. Pre –Focussing Lever & Tension Adjustment Ring Are On Focusing Mechanism. Hard coated mechanical stage is 180mm x 165mm. Movement 50mm x 40mm. Educational Lab Equipments are leading manufacturers, suppliers of Trinocular Inverted Tissue Culture Microscope. Contact us to get high quality Trinocular Inverted Tissue Culture Microscope for schools, colleges, universities, research labs, laboratories and various industries.", "brand": "Educational Lab Equipments", "sku": "5", "gtin8": "5", "gtin13": "5", "gtin14": "5", "mpn": "5", "aggregateRating": { "@type": "AggregateRating", "ratingValue": "5", "bestRating": "5", "worstRating": "0", "ratingCount": "20" } }

Educational Lab Equipments,
#449, HSIIDC, Industrial Area, Saha, Haryana
Direct Contact Details  +91-98173-19615  sales@educational-equipments.com
 www.educational-equipments.com