



Product Code . EL-HSM-10204

Female Pelvis Skeleton




Description

Female Pelvis Skeleton

Educational Lab Equipments is leading this skeleton is great for detailed study of the skeletal anatomy of the Female Pelvis. Consisting of hip bone, sacrum with coccyx and 2 lumbar vertebrae as well as movable symphysis this pelvis skeleton is best quality. It is a great tool for studying human pelvis anatomy.

Dimensions: 19 x 25 x 24 cm

```
{ "@context": "https://schema.org/", "@type": "Product", "name": "Female Pelvis Skeleton", "image": "http://www.educational-equipments.com/images/catalog/product/23683852FemalePelvisSkeletonwithlogo.jpg", "description": "Educational Lab Equipments is leading this skeleton is great for detailed study of the skeletal anatomy of the Female Pelvis. Consisting of hip bone, sacrum with coccyx and 2 lumbar vertebrae as well as movable symphysis this pelvis skeleton is best quality. It is a great tool for studying human pelvis anatomy.", "brand": "Educational Lab Equipments", "sku": "5", "gtin8": "5", "gtin13": "5", "gtin14": "5", "mpn": "5", "aggregateRating": { "@type": "AggregateRating", "ratingValue": "5", "bestRating": "5", "worstRating": "0", "ratingCount": "20" } }
```

Educational Lab Equipments,
#449, HSIIDC, Industrial Area, Saha, Haryana
Direct Contact Details  +91-98173-19615  sales@educational-equipments.com
 www.educational-equipments.com