

Product Code . EL-HSM-10207

Bone Structure Model



Description




Bone Structure Model

Educational Lab Equipments is leading this Bone Structure Model is enlarged 80x and demonstrates a section of a lamellar bone, along with the normal structure of a tubular bone. This extremely detailed model utilizes cross and longitudinal sections through all of the levels of bone to demonstrate the individual bone components. Representations of spongy, cortical and compact bone, endosteum, osteocytes, Volkmann and Haversian canals are shown.

- Model mounted on base.

- Model made exclusively from best quality medical PVC.

```
{ "@context": "https://schema.org/", "@type": "Product", "name": "Bone Structure Model", "image": "http://www.educational-equipments.com/images/catalog/product/1353931856BoneStructureModelwithlogo.jpg", "description": "Educational Lab Equipments is leading this Bone Structure Model is enlarged 80x and demonstrates a section of a lamellar bone, along with the normal structure of a tubular bone. This extremely detailed model utilizes cross and longitudinal sections through all of the levels of bone to demonstrate the individual bone components. Representations of spongy, cortical and compact bone, endosteum, osteocytes, Volkmann and Haversian canals are shown. • Model mounted on base. • Model made exclusively from best quality medical PVC.", "brand": "Educational Lab Equipments", "sku": "5", "gtin8": "5", "gtin13": "5", "gtin14": "5", "mpn": "5", "aggregateRating": { "@type": "AggregateRating", "ratingValue": "5", "bestRating": "5", "worstRating": "0", "ratingCount": "20" } }
```

Educational Lab Equipments,
#449, HSIIDC, Industrial Area, Saha, Haryana
Direct Contact Details  +91-98173-19615  sales@educational-equipments.com
 www.educational-equipments.com

