

Product Code . EL-HSM-10208

Human Foot Skeleton Model






Description

Human Foot Skeleton Model

- This model is mounted on a base and includes the distal portions of the tibia and fibula.
- This detailed model is fully articulated and is a great aid in educating students about the different structures and names of the bones in the foot.
- Model is made exclusively from best quality medical PVC.

• Dimensions: 5" x 8" x 9"

```
{ "@context": "https://schema.org/", "@type": "Product", "name": "Human Foot Skeleton Model",  
"image": "http://www.educational-  
equipments.com/images/catalog/product/1020306360HumanFootSkeletonModelwithlogo.jpg",  
"description": "• This model is mounted on a base and includes the distal portions of the tibia and  
fibula. • This detailed model is fully articulated and is a great aid in educating students about the  
different structures and names of the bones in the foot. • Model is made exclusively from best quality  
medical PVC.", "brand": "Educational Lab Equipments", "sku": "5", "gtin8": "5", "gtin13": "5", "gtin14":  
"5", "mpn": "5", "aggregateRating": { "@type": "AggregateRating", "ratingValue": "5", "bestRating": "5",  
"worstRating": "0", "ratingCount": "20" } }
```

Educational Lab Equipments,
#449, HSIIDC, Industrial Area, Saha, Haryana
Direct Contact Details  +91-98173-19615  sales@educational-equipments.com
 www.educational-equipments.com