



Product Code . EL-HSM-10212




Functional Shoulder Joint Model

Description

Functional Shoulder Joint Model

Educational Lab Equipments is leading this latest quality life-size Functional Shoulder Joint Model shows the anatomy and mechanics of the shoulder joint. The Functional shoulder joint model comes on a stand for easy study and display. Consisting of the scapula, clavical, portion of humerus and joint ligaments, this fully flexible shoulder joint model clearly demonstrates abduction, anteversion, retroversion and internal/external rotation.

```
{ "@context": "https://schema.org/", "@type": "Product", "name": "Functional Shoulder Joint Model",  
"image": "http://www.educational-  
equipments.com/images/catalog/product/738032699FunctionalShoulderJointModelwithlogo.jpg",  
"description": "Educational Lab Equipments is leading this latest quality life-size Functional Shoulder  
Joint Model shows the anatomy and mechanics of the shoulder joint. The Functional shoulder joint  
model comes on a stand for easy study and display. Consisting of the scapula, clavical, portion of  
humerus and joint ligaments, this fully flexible shoulder joint model clearly demonstrates abduction,  
anteversion, retroversion and internal/external rotation.", "brand": "Educational Lab Equipments",  
"sku": "5", "gtin8": "5", "gtin13": "5", "gtin14": "5", "mpn": "5", "aggregateRating": { "@type":  
"AggregateRating", "ratingValue": "5", "bestRating": "5", "worstRating": "0", "ratingCount": "20" } }
```

Educational Lab Equipments,
#449, HSIIDC, Industrial Area, Saha, Haryana
Direct Contact Details  +91-98173-19615  sales@educational-equipments.com
 www.educational-equipments.com