

Product Code . EL-EM-10225

Skin Cancer Model




Description

Skin Cancer Model

Educational Lab Equipments leading is visual aids are the best way to educate your patients. With this informative Skin Cancer Model, it is easy to show three cancerous conditions: NBC (Nodular Basal Cell), MM (Malignant Melanoma), MBC (Morpheic Basal Cell), and three non-cancerous conditions: DN (Dyplastic Nevi), KA (Keratoacanthoma), AK (Actinic Keratosis) with basal layer and dermal layer cross-section detail. The model is accompanied by a detailed key card, and is removable from the included sturdy plastic base.

```
{ "@context": "https://schema.org/", "@type": "Product", "name": "Skin Cancer Model", "image": "http://www.educational-
```

equipments.com/images/catalog/product/2029158172SkinCancerModelwithlogo.jpg", "description": "Educational Lab Equipments leading is visual aids are the best way to educate your patients. With this informative Skin Cancer Model, it is easy to show three cancerous conditions: NBC (Nodular Basal Cell), MM (Malignant Melanoma), MBC (Morpheic Basal Cell), and three non-cancerous conditions: DN (Dyplastic Nevi), KA (Keratoacanthoma), AK (Actinic Keratosis) with basal layer and dermal layer cross-section detail. The model is accompanied by a detailed key card, and is removable from the included sturdy plastic base.", "brand": "Educational Lab Equipments", "sku": "5", "gtin8": "5", "gtin13": "5", "gtin14": "5", "mpn": "5", "aggregateRating": { "@type": "AggregateRating", "ratingValue": "5", "bestRating": "5", "worstRating": "0", "ratingCount": "20" } }

Educational Lab Equipments,
#449, HSIIDC, Industrial Area, Saha, Haryana
Direct Contact Details  +91-98173-19615  sales@educational-equipments.com
 www.educational-equipments.com