

**Product Code . EL-HAM-10242**

## Lung Model

### Description




#### Lung Model

Educational Lab Equipments is leading Full-size, cutaway Anatomical Lung Model. The Right Anatomical Lung Model comes mounted on a base and includes a two-sided removable patient education card for teaching lung anatomy. This Lung Model Features the normal Anatomy of the Lungs and Respiratory tract including:

- Bronchus
- Arteries
- Veins
- Two lymph nodes
- Bronchial passage
- Trachea bifurcation.

```
{ "@context": "https://schema.org/", "@type": "Product", "name": "Lung Model", "image": "http://www.educational-equipments.com/images/catalog/product/1529586328LungModelwithlogo.jpg",
"description": "Educational Lab Equipments is leading Full-size, cutaway Anatomical Lung Model. The Right Anatomical Lung Model comes mounted on a base and includes a two-sided removable patient education card for teaching lung anatomy. This Lung Model Features the normal Anatomy of the Lungs and Respiratory tract including: • Bronchus • Arteries • Veins • Two lymph nodes • Bronchial passage • Trachea bifurcation.", "brand": "Educational Lab Equipments", "sku": "5", "gtin8": "5", "gtin13": "5", "gtin14": "5", "mpn": "5", "aggregateRating": { "@type": "AggregateRating", "ratingValue": "5", "bestRating": "5", "worstRating": "0", "ratingCount": "20" } }
```

---

Educational Lab Equipments,  
#449, HSIIDC, Industrial Area, Saha, Haryana  
Direct Contact Details  +91-98173-19615  sales@educational-equipments.com  
 [www.educational-equipments.com](http://www.educational-equipments.com)