

Product Code . EL-HAM-10248

Colon Model

Description




Colon Model

Educational Lab Equipments is leading a colorful model of the large intestines showing the ascending, transverse and sigmoid colon as well as the appendix and rectum. The model shows the anatomy as well as several common diseases and conditions. Mounted on stand with base. Comes with color key card. The colon is cross-sectioned to show the following common conditions:

- Adhesions
- Appendicitis
- Bacterial infection
- Cancer
- Diverticulitis
- Diverticulosis
- Polyps
- Spastic colon
- Ulcerative colitis.

{ "@context": "https://schema.org/", "@type": "Product", "name": "Colon Model", "image": "http://www.educational-equipments.com/images/catalog/product/995222645ColonModelwithlogo.jpg", "description": "Educational Lab Equipments is leading a colorful model of the large intestines showing

the ascending, transverse and sigmoid colon as well as the appendix and rectum. The model shows the anatomy as well as several common diseases and conditions. Mounted on stand with base. Comes with color key card. The colon is cross-sectioned to show the following common conditions: • Adhesions • Appendicitis • Bacterial infection • Cancer • Diverticulitis • Diverticulosis • Polyps • Spastic colon • Ulcerative colitis.", "brand": "Educational Lab Equipments", "sku": "5", "gtin8": "5", "gtin13": "5", "gtin14": "5", "mpn": "5", "aggregateRating": { "@type": "AggregateRating", "ratingValue": "5", "bestRating": "5", "worstRating": "0", "ratingCount": "20" } }

Educational Lab Equipments,
#449, HSIIDC, Industrial Area, Saha, Haryana
Direct Contact Details  +91-98173-19615  sales@educational-equipments.com
 www.educational-equipments.com