

Product Code . EL-HAM-10249

Lower GI Tract Model

Description




Lower GI Tract Model

- Cut-away view model of the small and large intestine
- Mounted on stand with base.
- Comes with color key card.

The gastrointestinal model demonstrates the following common pathologies:

- Adhesions
- Appendicitis
- Bacterial infections
- Cancer
- Crohn's disease
- Diverticulitis
- Polyps
- Spastic colon
- Ulcerative colitis.

```
{ "@context": "https://schema.org/", "@type": "Product", "name": "Lower GI Tract Model", "image": "http://www.educational-equipments.com/images/catalog/product/1318271432LowerGITractModelwithlogo.jpg", "description": "• Cut-away view model of the small and large intestine • Mounted on stand with base. • Comes with color key card. The gastrointestinal model demonstrates the following common pathologies: • Adhesions • Appendicitis • Bacterial infections • Cancer • Crohn's disease • Diverticulitis • Polyps • Spastic colon • Ulcerative colitis.", "brand": "Educational Lab Equipments", "sku": "5", "gtin8": "5", "gtin13": "5", "gtin14": "5", "mpn": "5", "aggregateRating": { "@type": "AggregateRating", "ratingValue": "5", "bestRating": "5", "worstRating": "0", "ratingCount": "20" } }
```

Educational Lab Equipments,
#449, HSIIDC, Industrial Area, Saha, Haryana
Direct Contact Details  +91-98173-19615  sales@educational-equipments.com
 www.educational-equipments.com