



**Product Code . EL-HAM-10250**




## Rectum Model

### Description

#### Rectum Model

Rectum Model, One and one-half times life-size, cut-away model displaying ulcerative colitis, internal and external fistula, internal and external hemorrhoids, annular cancer, sessile polyp, submucosal abscess, skin tag, pedunculated polyp, supralevator abscess, ischiorectal abscess, cryptitis, diverticulum, condyloma acuminatum, fissure, and condyloma latum. Mounted on base. Comes with color key card.

```
{ "@context": "https://schema.org/", "@type": "Product", "name": "Rectum Model", "image": "http://www.educational-equipments.com/images/catalog/product/779939870RectumModelwithlogo.jpg",
"description": "Rectum Model, One and one-half times life-size, cut-away model displaying ulcerative colitis, internal and external fistula, internal and external hemorrhoids, annular cancer, sessile polyp, submucosal abscess, skin tag, pedunculated polyp, supralevator abscess, ischiorectal abscess, cryptitis, diverticulum, condyloma acuminatum, fissure, and condyloma latum. Mounted on base. Comes with color key card.", "brand": "Educational Lab Equipments", "sku": "5", "gtin8": "5", "gtin13": "5", "gtin14": "5", "mpn": "5", "aggregateRating": { "@type": "AggregateRating", "ratingValue": "5", "bestRating": "5", "worstRating": "0", "ratingCount": "20" } }
```

Educational Lab Equipments,  
#449, HSIIDC, Industrial Area, Saha, Haryana  
Direct Contact Details  +91-98173-19615  sales@educational-equipments.com  
 www.educational-equipments.com