

Product Code . EL-HAM-10259




Uterus Model

Description

Uterus Model

Educational lab Equipments is leading Full-size cross-section model illustrates multiple pathologies, some of which include adhesions, carcinoma in four common areas, cysts, endometriosis, fibroids, pedunculated fibroid tumor, polyps, and salpingitis.

```
{ "@context": "https://schema.org/", "@type": "Product", "name": "Uterus Model", "image": "http://www.educational-equipments.com/images/catalog/product/176911261UterusModelwithlogo.jpg", "description": "Educational lab Equipments is leading Full-size cross-section model illustrates multiple pathologies, some of which include adhesions, carcinoma in four common areas, cysts, endometriosis, fibroids, pedunculated fibroid tumor, polyps, and salpingitis.", "brand": "Educational Lab Equipments", "sku": "5", "gtin8": "5", "gtin13": "5", "gtin14": "5", "mpn": "5", "aggregateRating": { "@type": "AggregateRating", "ratingValue": "5", "bestRating": "5", "worstRating": "0", "ratingCount": "20" } }
```

Educational Lab Equipments,
#449, HSIIDC, Industrial Area, Saha, Haryana
Direct Contact Details  +91-98173-19615  sales@educational-equipments.com
 www.educational-equipments.com