

**Product Code . EL-AM-10554**

## Bone Structure

### Description




---

#### Bone Structure

This shows various planes in cross and longitudinal section through all levels of the bone as well as a two plane section through the inner structure of the bone marrow. Model showing a three-dimensional section of lamellar bone, shows a typical structure of a tubular bone enlarged 80 times. The typical elements of a lamellar bone are easily identified and helps to understand its structure and functions with its characteristic osteons also known as Haversian Systems. The model illustrates the interplay of the individual components such as spongi and compact substance, endosteum, cortical substance, osteocytes, Volkman and Haversian canals.

We are leading manufacturers, suppliers of Bone Structure for Anatomical Model. Contact us to get high quality Bone Structure for Anatomical Model for schools, colleges, universities, research labs, laboratories and various industries.

---

Educational Lab Equipments,  
#449, HSIIDC, Industrial Area, Saha, Haryana  
Direct Contact Details  +91-98173-19615  [sales@educational-equipments.com](mailto:sales@educational-equipments.com)  
 [www.educational-equipments.com](http://www.educational-equipments.com)