



Product Code . EL-B-10592

Balance Double Beam

Description

Balance Double Beam

Educational Lab Equipments is a leading Balance Double Beam manufacturers, suppliers and exporters from India that offers wide range of Balance Double Beam at most competitive prices.

Balance Double Beam with single pan and captive weights sliding on scales.

Reading can be taken with index scale and pointer.

Meant for speed in weighing routine samples.

Mounted on wooden base.

Scale Division

On Rear Scale: 0 to 1 gm x 100 mgm.

On Middle Scale: 0 to 1 gm x 100 mgm.

On Front Scale: 0 to 1 gm x 100 mgm.

Capacity: 311 gm.




Sensitivity: ± 2 mgm.

Distance from suspension: 170 mm.

Hook to pan: 170 mm.

Pan Diameter: 110 mm.

{ "@context": "https://schema.org/", "@type": "Product", "name": "Balance Double Beam", "image": "http://www.educational-equipments.com/images/catalog/product/334826072BalanceDoubleBeam.jpg", "description": "Educational Lab Equipments is a leading Balance Double Beam manufacturers, suppliers and exporters from India that offers wide range of Balance Double Beam at most competitive prices. Balance Double Beam with single pan and captive weights sliding on scales. Reading can be taken with index scale and pointer. Meant for speed in weighing routine samples. Mounted on wooden base.", "brand": "Educational lab Equipments", "sku": "", "gtin8": "", "gtin13": "", "gtin14": "", "mpn": "", "aggregateRating": { "@type": "AggregateRating", "ratingValue": "5", "bestRating": "5", "worstRating": "0", "ratingCount": "5" } }

Educational Lab Equipments,
#449, HSIIDC, Industrial Area, Saha, Haryana
Direct Contact Details  +91-98173-19615  sales@educational-equipments.com
 www.educational-equipments.com