



Product Code . EL-PLE-10905

Lift and Water Pump

Description




Lift and Water Pump

Overall height approx. 350mm.

Working model mounted on wooden stand.

Made of all glass, with visible coloured valves.

```
{ "@context": "https://schema.org/", "@type": "Product", "name": "Lift and Water Pump", "image":  
"http://www.educational-equipments.com/images/catalog/product/579239216LiftandWaterPump.jpg",  
"description": "Lift and Water Pump Overall height approx. 350mm. Working model mounted on  
wooden stand. Made of all glass, with visible coloured valves.", "brand": "Educational Lab  
Equipments", "aggregateRating": { "@type": "AggregateRating", "ratingValue": "5", "bestRating": "5",  
"worstRating": "0", "ratingCount": "30" } }
```

Educational Lab Equipments,
#449, HSIIDC, Industrial Area, Saha, Haryana
Direct Contact Details  +91-98173-19615  sales@educational-equipments.com
 www.educational-equipments.com