

**Product Code . EL-EELE-11308**

## Logic Training Board



### Description

#### Logic Training Board




Technical Specifications:-

- Switches for logic selection.
- LEDs for visual indication of status.
- + 5V D.C. at 500mA, IC Regulated Power Supply internally connected.
- Two, 3-input NAND gates followed by an inverter to give 3-input AND/NAND gates.
- Two, 3-input NOR gates followed by an inverter to give 3-input OR/NOR gates.
- Two, NOT gates followed by another NOT gate to give BUFFER outputs.
- Adequate no. of other Electronic Components.
- The unit is operative on 230V  $\pm 10\%$  at 50Hz A.C. Mains.
- Adequate no. of patch cords stackable from rear both ends 4mm spring loaded plug length  $\frac{1}{2}$  metre.
- Mains ON/OFF switch, Fuse and Jewel light.
- Good Quality, reliable terminal/sockets are provided at appropriate places on panel for connections / observation of waveforms.

- Strongly supported by detailed Operating Instructions, giving details of Object, Theory, Design procedures, Report Suggestions and Book References.
- Weight : 3 Kg. (Approx.).
- Dimension : W 340 x H 110 x D 210.

We are leading manufacturers, suppliers of Logic Training Board for Electronics Engineering Lab Equipments. Contact us to get high quality Logic Training Board for Electronics Engineering Lab Equipments for schools, colleges, universities, research labs, laboratories and various industries.

```
{ "@context": "https://schema.org/", "@type": "Product", "name": "Logic Training Board", "image": "http://www.educational-equipments.com/images/catalog/product/670635817LogicTrainingBoardWithlogo.jpg", "description": "Technical Specifications:- • Switches for logic selection. • LEDs for visual indication of status. • + 5V D.C. at 500mA, IC Regulated Power Supply internally connected. • Two, 3-input NAND gates followed by an inverter to give 3-input AND/NAND gates. • Two, 3-input NOR gates followed by an inverter to give 3-input OR/NOR gates. • Two, NOT gates followed by another NOT gate to give BUFFER outputs. • Adequate no. of other Electronic Components. • The unit is operative on 230V ±10% at 50Hz A.C. Mains. • Adequate no. of patch cords stackable from rear both ends 4mm spring loaded plug length ½ metre. • Mains ON/OFF switch, Fuse and Jewel light. • Good Quality, reliable terminal/sockets are provided at appropriate places on panel for connections / observation of waveforms. • Strongly supported by detailed Operating Instructions, giving details of Object, Theory, Design procedures, Report Suggestions and Book References. • Weight : 3 Kg. (Approx.). • Dimension : W 340 x H 110 x D 210. We are leading manufacturers, suppliers of Logic Training Board for Electronics Engineering Lab Equipments. Contact us to get high quality Logic Training Board for Electronics Engineering Lab Equipments for schools, colleges, universities, research labs, laboratories and various industries.", "brand": "Educational Lab Equipments", "sku": "5", "gtin8": "5", "gtin13": "5", "gtin14": "5", "mpn": "5", "aggregateRating": { "@type": "AggregateRating", "ratingValue": "5", "bestRating": "5", "worstRating": "0", "ratingCount": "15" } }
```

Educational Lab Equipments,  
#449, HSIIDC, Industrial Area, Saha, Haryana  
Direct Contact Details  +91-98173-19615  sales@educational-equipments.com  
 www.educational-equipments.com