



Product Code . EL-EELE-11363

Water Hammer Demonstration Unit

Description

Water Hammer Demonstration Unit

The time required for the positive pressure wave to travel through the pipe is used to calculate the speed of sound in water. When the pressure attains the vapour pressure of the water in the conduit, it causes cavitation. Closing the pneumatic valve causes the pressure to rapidly attain a theoretical value and remain practically constant as the shock wave travels the length of the pipe, returning to the transducer as a negative pressure wave. The apparatus is designed to demonstrate shock waves in water at sonic velocity.

Technical Specifications:-

The Water Hammer Demonstration Unit comprises:

- 1 pressure transducer upstream and 1 pressure transducer downstream of the coil.
- 1 flowmeter with adjustment valve.
- 11 m length coil in stainless steel tubing.
- 1 pneumatic valve.
- 1 Bourdon gauge.
- 1 control cabinet.




-
- 1 water tank with drain valve.
 - 1 pump.
 - 1 bypass valve.
 - 1 connection to a vertical tube with a bleed valve to atmospheric pressure for controlling entrapped air volume.

Dimensions and Weight

- Weight : about 100 Kg.
- 1350 x 650 x 2150 mm.

We are leading manufacturers, suppliers of Water Hammer Demonstration Unit for Electronics Engineering Lab Equipments. Contact us to get high quality Water Hammer Demonstration Unit for Electronics Engineering Lab Equipments for schools, colleges, universities, research labs, laboratories and various industries.

```
{ "@context": "https://schema.org/", "@type": "Product", "name": "Water Hammer Demonstration Unit", "image": "http://www.educational-equipments.com/images/catalog/product/1511261024WaterHammerDemonstrationUnitWithlogo.jpg", "description": "The time required for the positive pressure wave to travel through the pipe is used to calculate the speed of sound in water. When the pressure attains the vapour pressure of the water in the conduit, it causes cavitation. Closing the pneumatic valve causes the pressure to rapidly attain a theoretical value and remain practically constant as the shock wave travels the length of the pipe, returning to the transducer as a negative pressure wave. The apparatus is designed to demonstrate shock waves in water at sonic velocity. Technical Specifications:- The Water Hammer Demonstration Unit comprises: • 1 pressure transducer upstream and 1 pressure transducer downstream of the coil. • 1 flowmeter with adjustment valve. • 11 m length coil in stainless steel tubing. • 1 pneumatic valve. • 1 Bourdon gauge. • 1 control cabinet. • 1 water tank with drain valve. • 1 pump. • 1 bypass valve. • 1 connection to a vertical tube with a bleed valve to atmospheric pressure for controlling entrapped air volume. Dimensions and Weight • Weight : about 100 Kg. • 1350 x 650 x 2150 mm. We are leading manufacturers, suppliers of Water Hammer Demonstration Unit for Electronics Engineering Lab Equipments. Contact us to get high quality Water Hammer Demonstration Unit for Electronics Engineering Lab Equipments for schools, colleges, universities, research labs, laboratories and various industries.", "brand": "Educational Lab Equipments", "sku": "5", "gtin8": "5", "gtin13": "5", "gtin14": "5", "mpn": "5", "aggregateRating": { "@type": "AggregateRating", "ratingValue": "5", "bestRating": "5", "worstRating": "0", "ratingCount": "15" } }
```

Educational Lab Equipments,
#449, HSIIDC, Industrial Area, Saha, Haryana
Direct Contact Details  +91-98173-19615  sales@educational-equipments.com
 www.educational-equipments.com