



Product Code . EL-EELE-11380

Slip & Creep Measurement Apparatus

Description

Slip & Creep Measurement Apparatus




The apparatus consists of a variable speed D.C. Motor, driving pulley and driven pulley of equal diameters. The driven pulley can slide on the base only with bearing block to change the initial tension in belt. Brake drum is mounted on the output shaft, which helps to measure power output. Brake drum is mounted on the output shaft, which helps to measure power output. With the help of Stroboscope (not in the scope of supply) it is possible to demonstrate the slip of belt on driving and driven pulley. The motor speed is varied by Thyristor Control D.C. Drive. A double channel digital speed indicator indicates driving and driven pulley speeds. Belt slip or creep also can be measured. The pulleys are mounted on input shaft (motor shaft) and output shaft.

Technical Details:-

- Motor: Variable speed DC Motor 1HP, 1500 RPM.
- Pulleys: Driving and driven pulleys of equal diameters (flat pulleys).
- Loading Arrangement: Brake drum along with spring balance and rope arrangement is provided to load the system.
- Belts: Flat belts of fixed length of following belt material.
- Belt tightening arrangement: Bearing block is sliding and dead weight can be applied to set the initial tension in belt.

We are leading manufacturers, suppliers of Slip & Creep Measurement Apparatus for Electronics Engineering Lab Equipments. Contact us to get high quality Slip & Creep Measurement Apparatus for Electronics Engineering Lab Equipments for schools, colleges, universities, research labs, laboratories and various industries.

{ "@context": "https://schema.org/", "@type": "Product", "name": "Slip & Creep Measurement Apparatus", "image": "http://www.educational-equipments.com/images/catalog/product/1803317057Slip&CreepMeasurementApparatusWithlogo.jpg", "description": "The apparatus consists of a variable speed D.C. Motor, driving pulley and driven pulley of equal diameters. The driven pulley can slide on the base only with bearing block to change the initial tension in belt. Brake drum is mounted on the output shaft, which helps to measure power output. Brake drum is mounted on the output shaft, which helps to measure power output. With the help of Stroboscope (not in the scope of supply) it is possible to demonstrate the slip of belt on driving and driven pulley. The motor speed is varied by Thyristor Control D.C. Drive. A double channel digital speed indicator indicates driving and driven pulley speeds. Belt slip or creep also can be measured. The pulleys are mounted on input shaft (motor shaft) and output shaft. Technical Details:- • Motor: Variable speed DC Motor 1HP, 1500 RPM. • Pulleys: Driving and driven pulleys of equal diameters (flat pulleys). • Loading Arrangement: Brake drum along with spring balance and rope arrangement is provided to load the system. • Belts: Flat belts of fixed length of following belt material. • Belt tightening arrangement: Bearing block is sliding and dead weight can be applied to set the initial tension in belt. We are leading manufacturers, suppliers of Slip & Creep Measurement Apparatus for Electronics Engineering Lab Equipments. Contact us to get high quality Slip & Creep Measurement Apparatus for Electronics Engineering Lab Equipments for schools, colleges, universities, research labs, laboratories and various industries.", "brand": "Educational Lab Equipments", "sku": "5", "gtin8": "5", "gtin13": "5", "gtin14": "5", "mpn": "5", "aggregateRating": { "@type": "AggregateRating", "ratingValue": "5", "bestRating": "5", "worstRating": "0", "ratingCount": "15" } }

Educational Lab Equipments,
#449, HSIIDC, Industrial Area, Saha, Haryana
Direct Contact Details  +91-98173-19615  sales@educational-equipments.com
 www.educational-equipments.com