

Product Code . EL-BET-11563

Cube Testing Machine



Description

Cube Testing Machine




The loads are measured on Bourdon tube type load gauges which are calibrated against certified proving rings. In the Electrically Operated Pumping Units, load gauges are fitted with micro switches to switch-off the motor when the load approaches the maximum capacity of the gauge, avoiding any over loading. The load gauges are fitted with a maximum load pointer.

Compression Testing Equipment Electrically cum Manually (Hand) Operated. Relays are incorporated so that the motor does not restart on its own after a power breakdown. The electrically operated pumping units are provided with a control knob to adjust the pace rate which can be effectively controlled by an experienced operator during the course of testing, by observing the progress of the load gauge reading. The electrically operated pumping units are also fitted with hand operated pump.

We are leading manufacturers, suppliers of Cube Testing Machine for Building Engineering Trainers. Contact us to get high quality Cube Testing Machine for Building Engineering Trainers for schools, colleges, universities, research labs, laboratories and various industries.

```
{ "@context": "https://schema.org/", "@type": "Product", "name": "Cube Testing Machine", "image": "http://www.educational-equipments.com/images/catalog/product/1018769755CubeTestingMachine.jpg", "description": "The loads are measured on Bourdon tube type load gauges which are calibrated against certified proving rings. In the Electrically Operated Pumping Units, load gauges are fitted with micro switches to switch-off the motor when the load approaches the maximum capacity of the gauge, avoiding any over loading. The load gauges are fitted with a maximum load pointer. Compression Testing Equipment
```

Electrically cum Manually (Hand) Operated. Relays are incorporated so that the motor does not restart on its own after a power breakdown. The electrically operated pumping units are provided with a control knob to adjust the pace rate which can be effectively controlled by an experienced operator during the course of testing, by observing the progress of the load gauge reading. The electrically operated pumping units are also fitted with hand operated pump. We are leading manufacturers, suppliers of Cube Testing Machine for Building Engineering Trainers. Contact us to get high quality Cube Testing Machine for Building Engineering Trainers for schools, colleges, universities, research labs, laboratories and various industries.", "brand": "Educational Lab Equipments", "sku": "5", "gtin8": "5", "gtin13": "5", "gtin14": "5", "mpn": "5", "aggregateRating": { "@type": "AggregateRating", "ratingValue": "5", "bestRating": "5", "worstRating": "0", "ratingCount": "15" } }

Educational Lab Equipments,
#449, HSIIDC, Industrial Area, Saha, Haryana
Direct Contact Details  +91-98173-19615  sales@educational-equipments.com
 www.educational-equipments.com