

**Product Code . EL-MM-11597**

## Cylindrical Work Samples With Slanted Cut-Outs



### Description

---

#### Cylindrical Work Samples With Slanted Cut-Outs

The set contains 18 aluminium drawing models. The cylindrical models have cut-outs parallel to, and at an angle to, the main axis. The geometric models support the learning process by providing an introduction to technical drawings: from the solid model to the more abstract representation of the three views in a technical drawing.

For optimal learning, it is recommended that students work independently from each other on these exercises. The models are precision-manufactured and are suitable for measurement exercises as well as drawing exercises. Two students can easily work with one model set.

#### Specification:-




- Finely graduated degrees of difficulty within the model series.
- All parts clearly laid out on a practical tray.
- Model set providing an introduction to technical drawing.
- Set of 18 cylindrical models, made from aluminium, with anodised finish.
- Models with slanted cut-outs.
- Multiple trays stackable.

- 
- Precision manufacture of the models enables measurement exercises.
  - Lesson-supporting instructional material.

We are leading manufacturers, suppliers of Cylindrical Work Samples With Slanted Cut-Outs for Mechatronics Models. Contact us to get high quality Cylindrical Work Samples With Slanted Cut-Outs for Mechatronics Models for schools, colleges, universities, research labs, laboratories and various industries.

```
{ "@context": "https://schema.org/", "@type": "Product", "name": "Cylindrical Work Samples With Slanted Cut-Outs", "image": "http://www.educational-equipments.com/images/catalog/product/1262386938CylindricalWorkSamplesWithSlantedCut-Outs.jpg", "description": "The set contains 18 aluminium drawing models. The cylindrical models have cut-outs parallel to, and at an angle to, the main axis. The geometric models support the learning process by providing an introduction to technical drawings: from the solid model to the more abstract representation of the three views in a technical drawing. For optimal learning, it is recommended that students work independently from each other on these exercises. The models are precision-manufactured and are suitable for measurement exercises as well as drawing exercises. Two students can easily work with one model set. Specification:- • Finely graduated degrees of difficulty within the model series. • All parts clearly laid out on a practical tray. • Model set providing an introduction to technical drawing. • Set of 18 cylindrical models, made from aluminium, with anodised finish. • Models with slanted cut-outs. • Multiple trays stackable. • Precision manufacture of the models enables measurement exercises. • Lesson-supporting instructional material. We are leading manufacturers, suppliers of Cylindrical Work Samples With Slanted Cut-Outs for Mechatronics Models. Contact us to get high quality Cylindrical Work Samples With Slanted Cut-Outs for Mechatronics Models for schools, colleges, universities, research labs, laboratories and various industries.", "brand": "Educational Lab Equipments", "sku": "5", "gtin8": "5", "gtin13": "5", "gtin14": "5", "mpn": "5", "aggregateRating": { "@type": "AggregateRating", "ratingValue": "5", "bestRating": "5", "worstRating": "0", "ratingCount": "15" } }
```

---

Educational Lab Equipments,  
#449, HSIIDC, Industrial Area, Saha, Haryana  
Direct Contact Details  +91-98173-19615  sales@educational-equipments.com  
 www.educational-equipments.com