



Product Code . EL-WEAWLM-11665

Electric Shear

Description

Electric Shear

Specification:-

Rated Power Input (W): 620

Stainless (mm): 2.5

Min. Cutting Radius (mm): 50




Cutting Capacity

Mild Steel (mm): 3.2

Strokes Per Minute (min): 1600

Net Weight (kg): 3.8

```
{ "@context": "https://schema.org/", "@type": "Product", "name": "Electric Shear", "image":  
"http://www.educational-equipments.com/images/catalog/product/880587226ElectricShear.jpg",  
"description": "Rated Power Input (W): 620 Stainless (mm): 2.5 Min. Cutting Radius (mm): 50 Cutting  
Capacity Mild Steel (mm): 3.2 Strokes Per Minute (min): 1600 Net Weight (kg): 3.8", "brand":  
"Educational Lab Equipments", "sku": "5", "gtin8": "5", "gtin13": "5", "gtin14": "5", "mpn": "5",  
"aggregateRating": { "@type": "AggregateRating", "ratingValue": "5", "bestRating": "5", "worstRating":  
"0", "ratingCount": "15" } }
```

Direct Contact Details  +91-98173-19615  sales@educational-equipments.com
 www.educational-equipments.com