

**Product Code . EL-WWPT-11681**

## Jointer Planer



### Description

---

#### Jointer Planer

##### Description:-

This versatile machine features quick changeover between jointing and planing functions.

An extra-large aluminum extruded fence with centered controls for quick adjustments.

Best of all, the fence can stay put when changing over functions.

A built-in dust chute capable of handling both planing and jointing operations.

A powerful 3 HP induction motor that can handle the toughest lumber.

Cutting Width (in.): 12

Cuts Per Minute (CPM): 5,500

Cutting Depth (in.): 1/8

Amps: 12 1/2




Tool Length (in.): 55

{ "@context": "https://schema.org/", "@type": "Product", "name": "Jointer Planer", "image": "http://www.educational-equipments.com/images/catalog/product/273997529JointerPlanerWithlogo.jpg", "description": "This versatile machine features quick changeover between jointing and planing functions. An extra-large aluminum extruded fence with centered controls for quick adjustments. Best

---

of all, the fence can stay put when changing over functions. A built-in dust chute capable of handling both planing and jointing operations. A powerful 3 HP induction motor that can handle the toughest lumber. Cutting Width (in.): 12 Cuts Per Minute (CPM): 5,500 Cutting Depth (in.): 1/8 Amps: 12 1/2 Tool Length (in.): 55", "brand": "Educational Lab Equipments", "sku": "5", "gtin8": "5", "gtin13": "5", "gtin14": "5", "mpn": "5", "aggregateRating": { "@type": "AggregateRating", "ratingValue": "5", "bestRating": "5", "worstRating": "0", "ratingCount": "15" } }

---

Educational Lab Equipments,  
#449, HSIIDC, Industrial Area, Saha, Haryana  
Direct Contact Details  +91-98173-19615  [sales@educational-equipments.com](mailto:sales@educational-equipments.com)  
 [www.educational-equipments.com](http://www.educational-equipments.com)