



Product Code . EL-WWPT-11683

Circular Saw Machine

Description

Circular Saw Machine

Description:-

We provide our customers with high precision Circular Saw Machine that are fabricated using the superior quality raw material.

To ensure their long operating life and unmatched performance, we test these machines on certain quality parameters.

The machines are primarily used for the following application: Wood Cutting.

These machines are supplied both in the domestic as well as the international markets.

Size 14"/355 mm.




Table Size 30" x 32".

Spindle Speed 4000 RPM.

Power 3HP 1440 RPM

```
{ "@context": "https://schema.org/", "@type": "Product", "name": "Circular Saw Machine", "image": "http://www.educational-equipments.com/images/catalog/product/1733322318CircularSawMachineWithlogo.jpg", "description": "We provide our customers with high precision Circular Saw Machine that are fabricated using the superior quality raw material. To ensure their long operating life and unmatched performance, we test these machines on certain quality parameters. The machines are primarily used
```

for the following application: Wood Cutting. These machines are supplied both in the domestic as well as the international markets. Size 14/355 mm. Table Size 30 x 32 Spindle Speed 4000 RPM. Power 3HP 1440 RPM", "brand": "Educational Lab Equipments", "sku": "5", "gtin8": "5", "gtin13": "5", "gtin14": "5", "mpn": "5", "aggregateRating": { "@type": "AggregateRating", "ratingValue": "5", "bestRating": "5", "worstRating": "0", "ratingCount": "15" } }

Educational Lab Equipments,
#449, HSIIDC, Industrial Area, Saha, Haryana
Direct Contact Details  +91-98173-19615  sales@educational-equipments.com
 www.educational-equipments.com