

**Product Code . EL-WWM-11710**

## Woodworkers Table Saw Machine



### Description

---

#### Woodworkers Table Saw Machine

#### Description:-

Angle range of saw-spindle can lean: 0-45degree

Max thickness of perpendicular cutting: 95mm

Motor power of lining-saw: 0.75kw

Height of lining-saw can move: 0~5mm

Max thickness of 45°leaning cutting: 65mm

Length of sliding worktable: 3000/3200mm

---

**Motor power of main saw: 4~5.5kw**

**Revolving speed of lining-saw spindle: 8000rpm**

**Revolving speed of main saw spindle: 4200/5500rpm**

**Diameter of lining-saw disc: 120mm**




**Diameter of main saw spindle: 30mm**

**Max diameter of main saw disc: 350mm**

**Diameter of lining-saw spindle: 22mm**

```
{ "@context": "https://schema.org/", "@type": "Product", "name": "Woodworkers Table Saw Machine",  
"image": "http://www.educational-  
equipments.com/images/catalog/product/1096188699WoodworkersTableSawMachineWithlogo.jpg",  
"description": "Angle range of saw-spindle can lean: 0-45degree Max thickness of perpendicular  
cutting: 95mm Motor power of lining-saw: 0.75kw Height of lining-saw can move: 0~5mm Max  
thickness of 45°leaning cutting: 65mm Length of sliding worktable: 3000/3200mm Motor power of  
main saw: 4~5.5kw Revolving speed of lining-saw spindle: 8000rpm Revolving speed of main saw  
spindle: 4200/5500rpm Diameter of lining-saw disc: 120mm Diameter of main saw spindle: 30mm  
Max diameter of main saw disc: 350mm Diameter of lining-saw spindle: 22mm", "brand": "Educational  
Lab Equipments", "sku": "5", "gtin8": "5", "gtin13": "5", "gtin14": "5", "mpn": "5", "aggregateRating": {  
"@type": "AggregateRating", "ratingValue": "5", "bestRating": "5", "worstRating": "0", "ratingCount":  
"15" } }
```

---

Educational Lab Equipments,  
#449, HSIIDC, Industrial Area, Saha, Haryana  
Direct Contact Details  +91-98173-19615  sales@educational-equipments.com  
 www.educational-equipments.com