



Product Code . EL-WWM-11716

Portable Jig Saw Machine

Description

Portable Jig Saw Machine

Description:-

We are an acclaimed name in the firm offering highly efficient Portable Jig Saw Machine.

Educational Lab Export product is manufactured as per the industry set norms with the use of qualitative raw material and latest technology.

We assure our customers that this product is properly tested against several quality parameters.

We are well known for its features, this product is used for cutting purposes in numerous industries.

Specification:-

Related Input Power - 580 W




Capacity - 65mm

No Load Speed - 500-3000r/min

Related Voltage - 220V

{ "@context": "https://schema.org/", "@type": "Product", "name": "Portable Jig Saw Machine",
"image": "http://www.educational-

equipments.com/images/catalog/product/576665348PortableJigSawMachineWithlogo.jpg",
"description": "We are an acclaimed name in the firm offering highly efficient Portable Jig Saw Machine. Educational Lab Export product is manufactured as per the industry set norms with the use of qualitative raw material and latest technology. We assure our customers that this product is properly tested against several quality parameters. We are well known for its features, this product is used for cutting purposes in numerous industries. Specification:- Related Input Power - 580 W Capacity - 65mm No Load Speed - 500-3000r/min Related Voltage - 220V", "brand": "Educational Lab Equipments", "sku": "5", "gtin8": "5", "gtin13": "5", "gtin14": "5", "mpn": "5", "aggregateRating": { "@type": "AggregateRating", "ratingValue": "5", "bestRating": "5", "worstRating": "0", "ratingCount": "15" } }

Educational Lab Equipments,
#449, HSIIDC, Industrial Area, Saha, Haryana
Direct Contact Details  +91-98173-19615  sales@educational-equipments.com
 www.educational-equipments.com