

Product Code . EL-WWM-11720

Portable Planer



Description

Portable Planer

Description:-

Features powerful 6.5 Amp motor with 16,500 RPM no-load speed for fast stock removal and a smooth finish.

Ratcheting depth knob- allows fool-proof setting of depth increments from 0 to 3/32" (2.6 mm) within one revolution, so there is no need to re-zero the depth.

Chip ejection control allows shavings to be directed left or right.

Versatile 2-blade system.

Bevel guide fence ensures consistent planing from 0° to 45° through the entire workpiece and has a protective shield covers the section of blade not in use.




Spring-loaded park rest stand protects blade and workpiece and its special shape allows easy start-up in middle of the workpiece.

Can be converted for use with large high-speed steel blades.

Ambidextrous lock-off release button helps avoid accidental starts.

```
{ "@context": "https://schema.org/", "@type": "Product", "name": "Portable Planer", "image": "http://www.educational-equipments.com/images/catalog/product/980593623PortablePlanerWithlogo.jpg", "description": "Features powerful 6.5 Amp motor with 16,500 RPM no-load speed for fast stock removal and a smooth finish. Ratcheting depth knob- allows fool-proof setting of depth increments
```

from 0 to 3/32 (2.6 mm) within one revolution, so there is no need to re-zero the depth. Chip ejection control allows shavings to be directed left or right. Versatile 2-blade system. Bevel guide fence ensures consistent planing from 0° to 45° through the entire workpiece and has a protective shield covers the section of blade not in use. Spring-loaded park rest stand protects blade and workpiece and its special shape allows easy start-up in middle of the workpiece. Can be converted for use with large high-speed steel blades. Ambidextrous lock-off release button helps avoid accidental starts.",
"brand": "Educational Lab Equipments", "sku": "5", "gtin8": "5", "gtin13": "5", "gtin14": "5", "mpn": "5",
"aggregateRating": { "@type": "AggregateRating", "ratingValue": "5", "bestRating": "5", "worstRating": "0", "ratingCount": "15" } }

Educational Lab Equipments,
#449, HSIIDC, Industrial Area, Saha, Haryana
Direct Contact Details  +91-98173-19615  sales@educational-equipments.com
 www.educational-equipments.com