



Product Code . EL-MMTM-11950

Reciprocating Spindle Surface Grinder

Description

Reciprocating Spindle Surface Grinder

Description:-

These machines are designed for quick flat grinding of workpieces.




Spindle drive: 1.5 KW to 3.75 KW.

Longitudinal travel 550mm to 800mm.

Wheel clearance: up to 200mm.

Cross traverse is manual for indeed and powered for positioning Hydraulic drive for table.

```
{ "@context": "https://schema.org/", "@type": "Product", "name": "Reciprocating Spindle Surface  
Grinder", "image": "http://www.educational-equipments.com/images/catalog/product/783684639Recip  
roatingSpindleSurfaceGrinderWithlogo.jpg", "description": "These machines are designed for quick  
flat grinding of workpieces. Spindle drive: 1.5 KW to 3.75 KW. Longitudinal travel 550mm to 800mm.  
Wheel clearance: up to 200mm. Cross traverse is manual for indeed and powered for positioning  
Hydraulic drive for table.", "brand": "Educational Lab Equipments", "sku": "5", "gtin8": "5", "gtin13":  
"5", "gtin14": "5", "mpn": "5", "aggregateRating": { "@type": "AggregateRating", "ratingValue": "5",  
"bestRating": "5", "worstRating": "0", "ratingCount": "15" } }
```

Educational Lab Equipments,
#449, HSIIDC, Industrial Area, Saha, Haryana
Direct Contact Details  +91-98173-19615  sales@educational-equipments.com
 www.educational-equipments.com